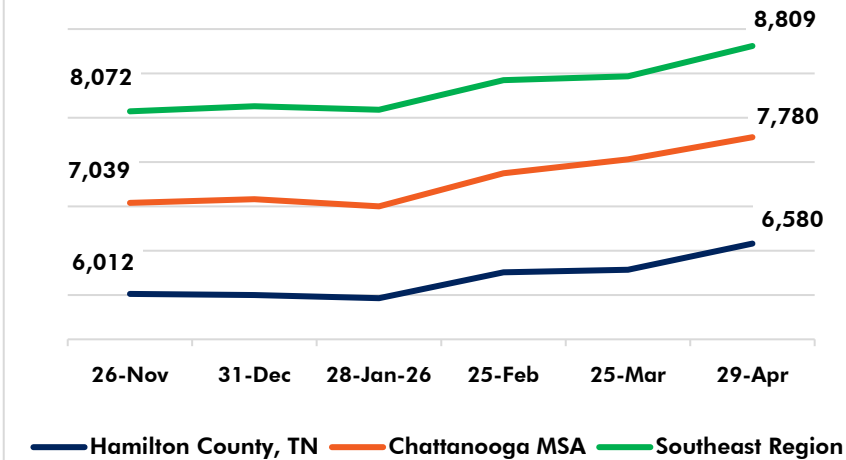


### Daily - Online Job Postings

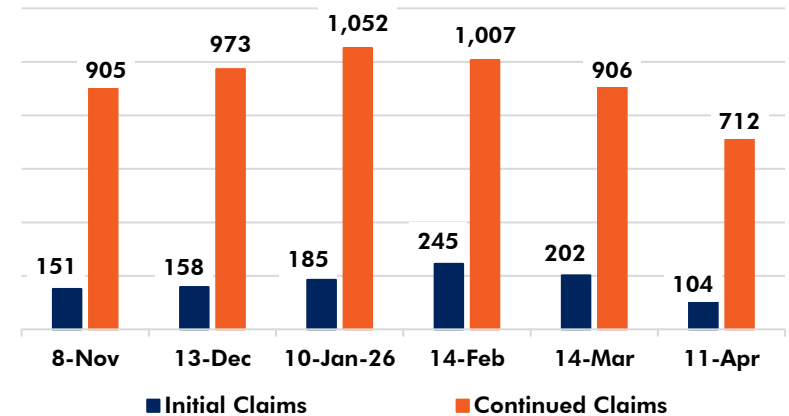
Source: TN Department of Labor & Workforce Development



### Weekly - Unemployment Claims

Hamilton County, TN

Source: TN Department of Labor & Workforce Development



**Southeast Region** includes the following counties: Bledsoe, Bradley, Grundy, Hamilton, McMinn, Marion, Meigs, Polk, Rhea and Sequatchie

### Daily - Top 10 Non-Healthcare Occupations by Online Job Postings

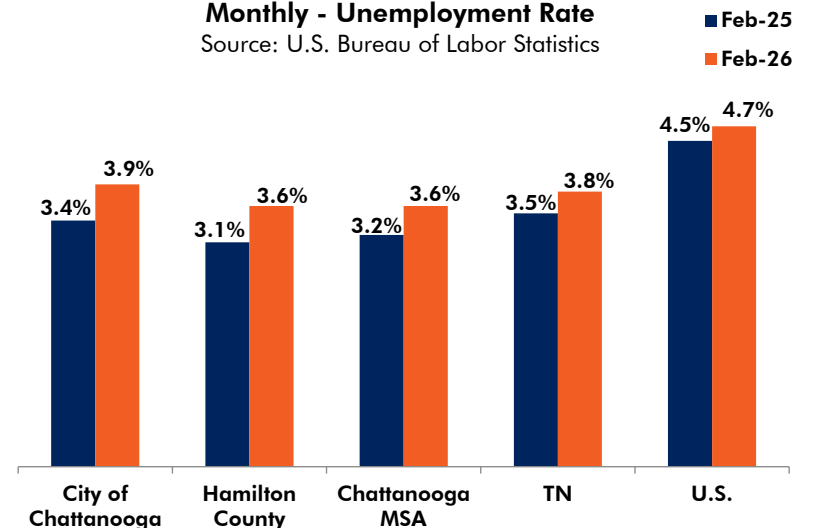
Chattanooga MSA

Source: TN Department of Labor & Workforce Development

Occupations	Chattanooga MSA
Customer Service Representatives	266
Retail Salespersons	223
General & Operations Managers	167
Teachers & Instructors, All Other	133
Managers, All Other	108
Fast Food & Counter Workers	104
Stockers & Order Fillers	99
1st-Line Supervisors of Retail Sales Workers	95
Computer System Engineers/Architects	93
Project Management Specialists	83

### Monthly - Unemployment Rate

Source: U.S. Bureau of Labor Statistics



**Monthly – Job Growth – Feb**  
 Source: U.S. Bureau of Labor Statistics

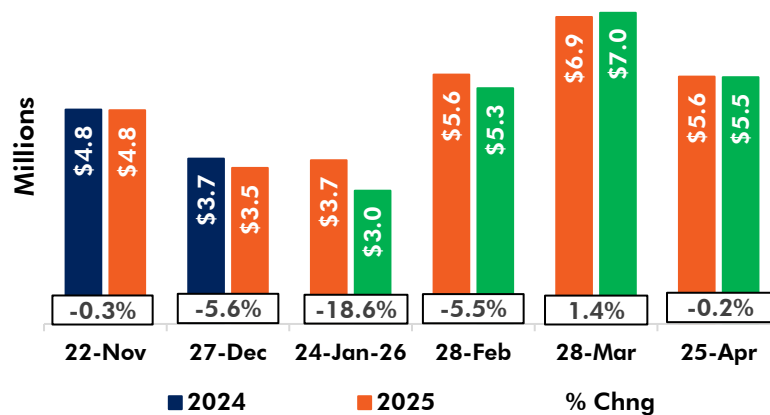
	2025	2026	Change	% Change
Chattanooga, TN-GA MSA	295,100	291,600	-3,500	-1.2%
Cleveland, TN MSA	46,200	45,600	-600	-1.3%
Dalton, GA MSA	67,500	65,800	-1,700	-2.5%
Tennessee	3,359,400	3,347,000	-12,400	-0.4%
United States	157,157,000	157,204,000	47,000	0.0%

**Monthly - Jobs by Sector – Feb**  
 Chattanooga MSA  
 Source: U.S. Bureau of Labor Statistics

Industry Sector	2025	2026	Change	% Change
Education & Health Services	46,200	47,000	800	1.7%
Retail Trade	29,200	29,300	100	0.3%
Information	3,300	3,200	-100	-3.0%
Other Services	13,000	12,900	-100	-0.8%
Government	33,400	33,200	-200	-0.6%
Mining, Logging & Construction	14,200	14,000	-200	-1.4%
Wholesale Trade	8,600	8,400	-200	-2.3%
Leisure & Hospitality	30,500	30,000	-500	-1.6%
Professional & Business Services	30,800	30,200	-600	-1.9%
Financial Activities	28,700	28,000	-700	-2.4%
Transportation, Warehousing & Utilities	17,000	16,300	-700	-4.1%
Manufacturing	40,200	39,100	-1,100	-2.7%
<b>TOTAL</b>	<b>295,100</b>	<b>291,600</b>	<b>-3,500</b>	<b>-1.2%</b>

**Weekly - Hotel Revenue and % Change**  
 Hamilton County, TN

Sources: STR, Inc., STR Global, Ltd.; Chattanooga Tourism Company



**Weekly - Hotel Occupancy Rate**  
 Hamilton County, TN

Sources: STR, Inc., STR Global, Ltd.; Chattanooga Tourism Company

