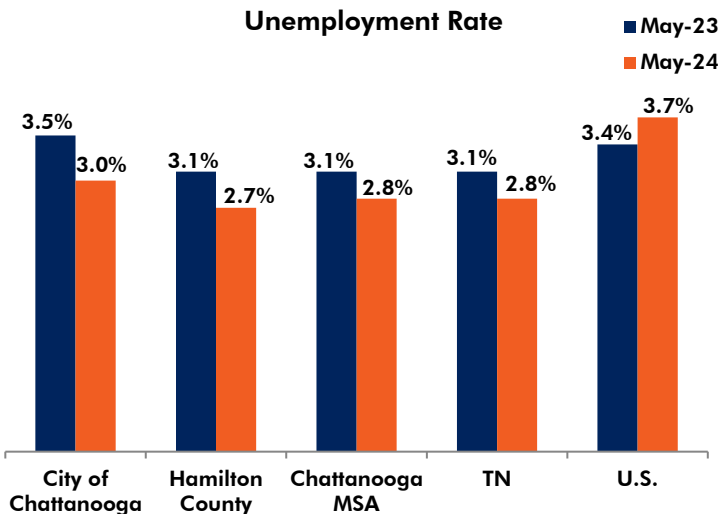


**Chattanooga Climbs** metrics (July 1, 2019-June 30, 2024)

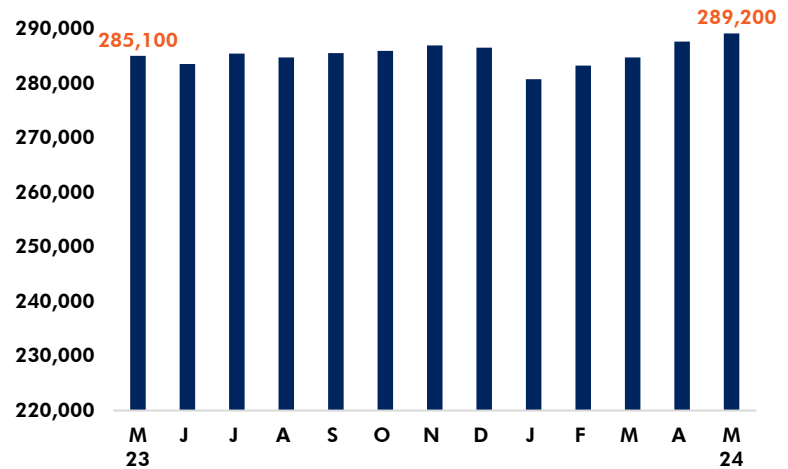
Note: *Progress to Date* counts include regional projects

Item	Goal by June 2024	Progress to Date	% of Goal
Increase Direct Jobs by	5,000	4,502	90%
Increase Capital Investment by	\$1,000,000,000	\$1,417,279,071	142%
Increase New Payroll by	\$500,000,000	\$413,994,431	83%
with Average Wages of at least	\$55,000	\$50,448	92%
Target Industry Locations and Expansion Projects	20	19	95%

**Unemployment Rate**

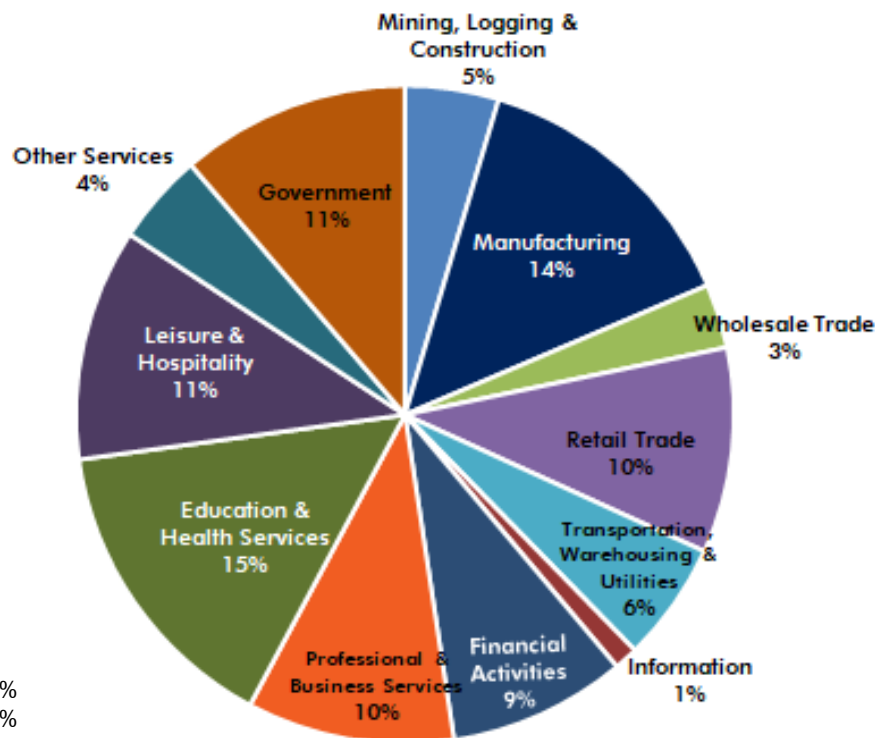


**Chattanooga MSA Jobs**



Sector	Jobs May-24 Prelim.	% change 1-Year
Mining, Logging & Construction	13,300	-2.2%
Manufacturing	40,400	0.7%
Wholesale Trade	9,100	1.1%
Retail Trade	29,200	3.2%
Transportation, Warehousing & Utilities	17,000	-0.6%
Information	3,400	0.0%
Financial Activities	25,300	3.7%
Professional & Business Services	29,500	-4.8%
Education & Health Services	43,400	17.9%
Leisure & Hospitality	33,000	7.5%
Other Services	13,000	2.4%
Government	32,600	-14.2%

**Chattanooga MSA Jobs by Sector - May-2024**  
(percent of total)



**Jobs – 1-Year Growth Rate May-24**

Chattanooga MSA	1.4%
Tennessee	0.3%
United States	1.8%

Population	2020*	2023 Est.	Change
City of Chattanooga	181,057	187,030	5,973   3.3%
Hamilton County	366,209	379,864	13,655   3.7%
Chattanooga MSA	562,648	580,971	18,323   3.3%

\*Census Estimates Base as of April 1, 2020

Note: **Government** includes Hamilton County Schools and TVA

**Posted online: [chattanoogachamber.com/stats-demographics/](http://chattanoogachamber.com/stats-demographics/)**

- Airport Activity
- Announced Business Investment
- Building Permits
- Commuting Patterns
- Consumer Price Index
- Demographic Ring - Downtown
- Demographic Ring - Eastgate
- Demographic Ring - Hamilton Place
- Demographic Ring – Northgate
- Economic Indicators – Weekly Report
- Monthly Indicators
- Establishments by No. of Employees
- Foreign Owned Companies
- Jobs by Sector
- Local Sales Tax Collected
- Local & State Tax Structure
- Major Employers List
- Population
- Real Estate
- Chattanooga MSA Real Gross Domestic Product
- Hamilton County Real Gross Domestic Product
- Retail Sales
- Traffic Counts
- Unemployment Comparison
- Wages
- Zip Code Demographics - Hamilton County
- Chattanooga MSA Profile
- Hamilton County Profile