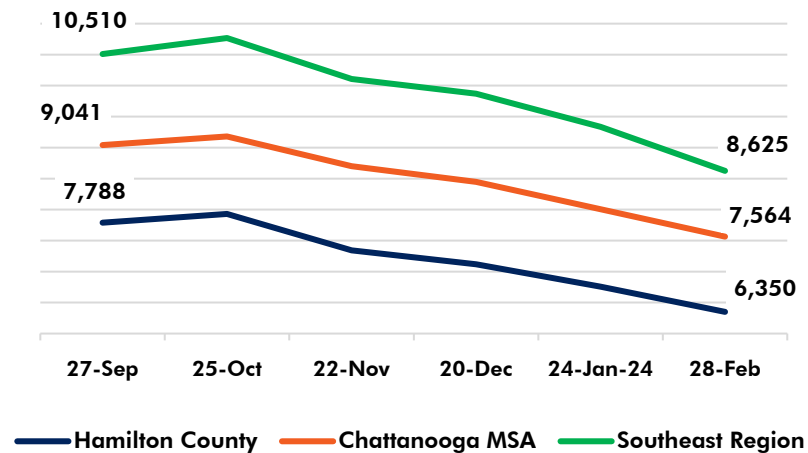


### Daily - Online Job Postings

Source: TN Department of Labor & Workforce Development

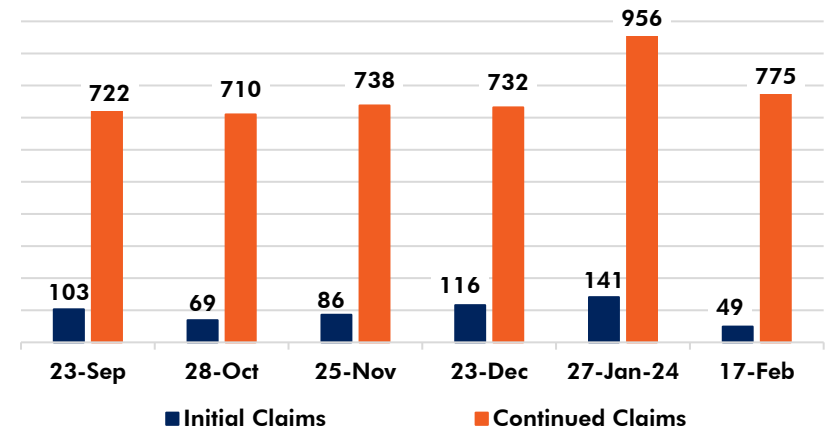


**Southeast Region** includes the following counties: Bledsoe, Bradley, Grundy, Hamilton, McMinn, Marion, Meigs, Polk, Rhea and Sequatchie

### Weekly - Unemployment Claims

Hamilton County, TN

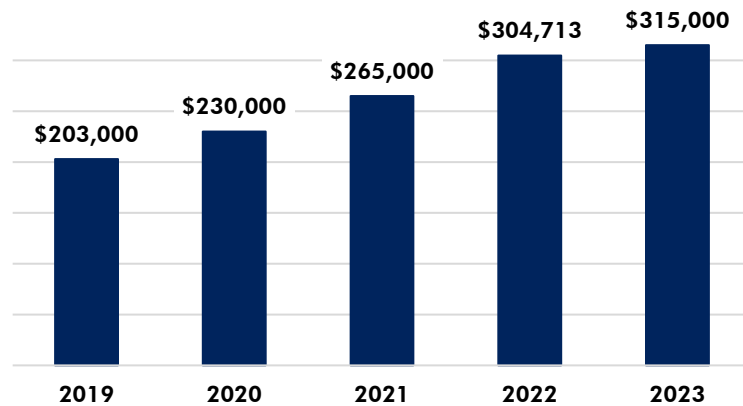
Source: TN Department of Labor & Workforce Development



**Note:** Data for February 24, 2024 was not available at time of publication

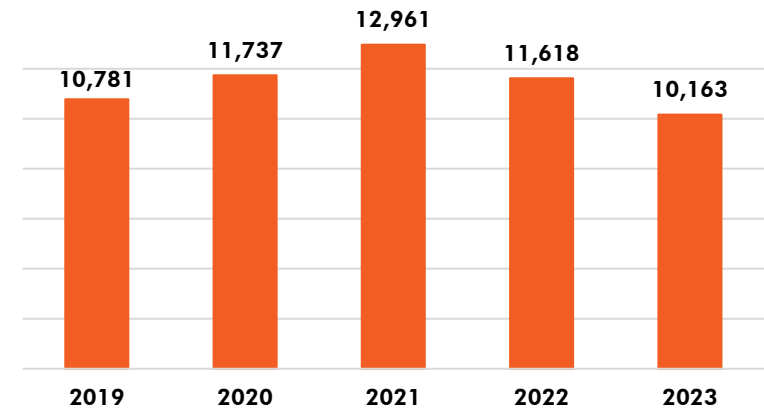
### Annual - Home Sales Median Price Chattanooga MSA

Source: Greater Chattanooga Realtors



### Annual - Number of Home Sales Chattanooga MSA

Source: Greater Chattanooga Realtors



### Monthly – Tax Collections by Category - Jan Hamilton County, TN

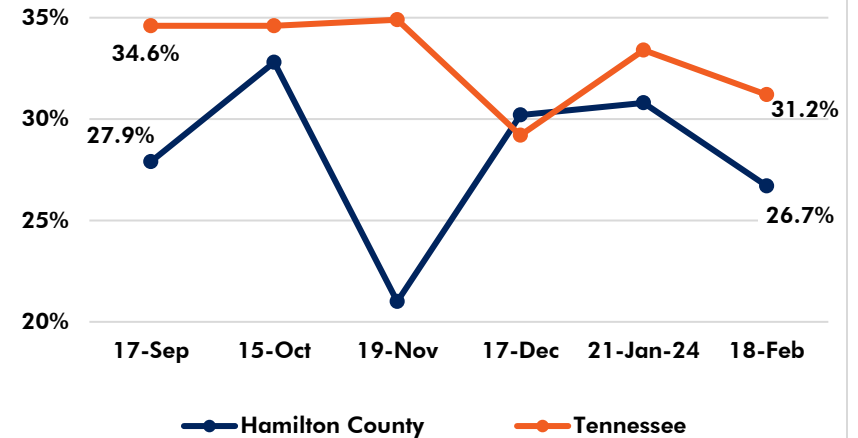
Source: TN Department of Revenue

Industry Sector	2023	2024	% Change 1-Year
State Sales	\$56,454,142	\$57,719,175	2.2%
Local Sales	\$21,959,496	\$22,198,004	1.1%
Privilege	\$2,050,403	\$1,521,540	-25.8%
Business	\$1,534,749	\$1,452,660	-5.3%
Mixed Drink	\$1,092,935	\$1,174,896	7.5%
Tobacco	\$33,292	\$48,568	45.9%
Local Occupancy	\$29,381	\$26,439	-10.0%
Hall Income Tax	\$0	\$15	-

**Note:** Privilege Tax includes - realty transfer, realty mortgage, tire tax, tire environmental fee and used oil.

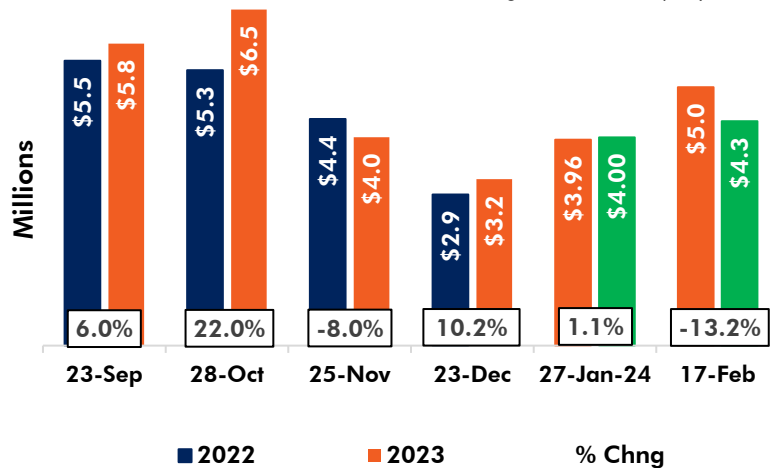
### Weekly - % Change in Avg. Consumer Credit & Debit Card Spending - Indexed to January 2020

Source: Affinity



### Weekly - Hotel Revenue and % Change Hamilton County, TN

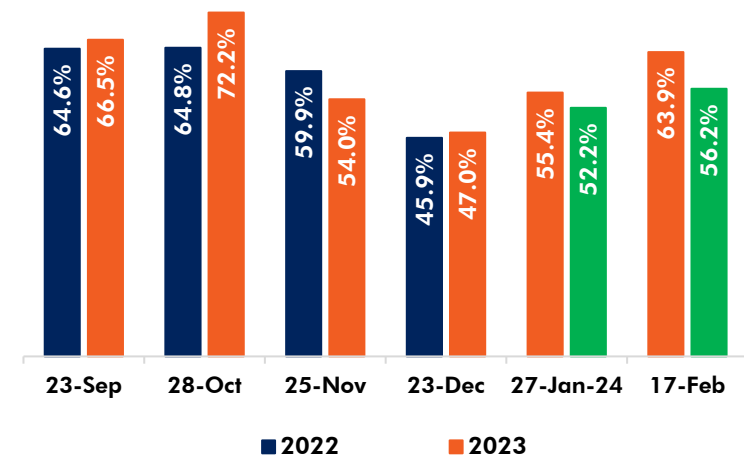
Sources: STR, Inc., STR Global, Ltd.; Chattanooga Tourism Company



**Note:** Data for February 24, 2024 was not available at time of publication

### Weekly - Hotel Occupancy Rate Hamilton County, TN

Sources: STR, Inc., STR Global, Ltd.; Chattanooga Tourism Company



**Note:** Data for February 24, 2024 was not available at time of publication