

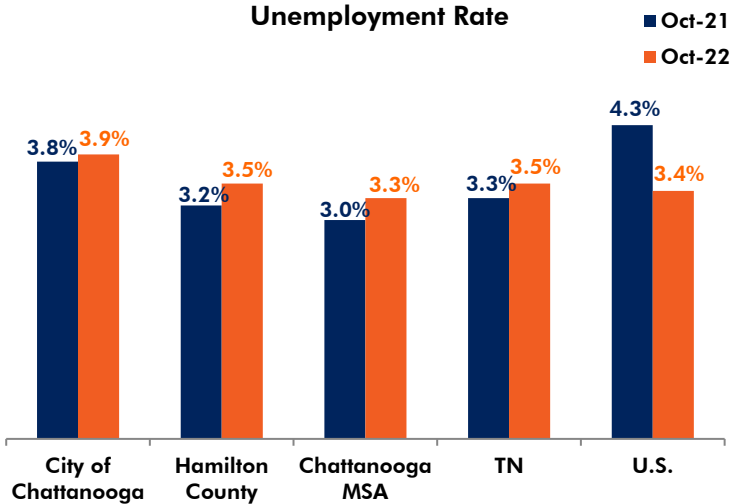
*Preliminary

Chattanooga Climbs metrics (July 1, 2019-June 30, 2024)

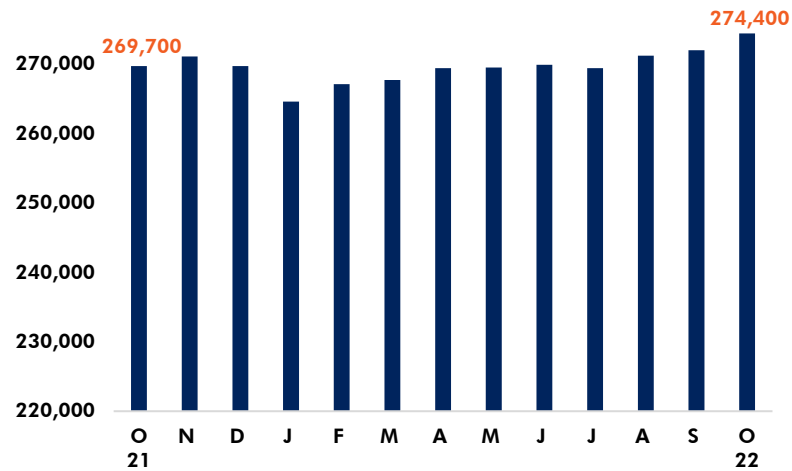
Note: *Progress to Date* counts include regional projects

Item	Goal by June 2024	Progress to Date	% of Goal
Increase Direct Jobs by	5,000	3,348	67%
Increase Capital Investment by	\$1,000,000,000	\$1,121,279,071	112%
Increase New Payroll by	\$500,000,000	\$314,507,385	63%
with Average Wages of at least	\$55,000	\$50,034	91%
Target Industry Locations and Expansion Projects	20	17	85%

Unemployment Rate

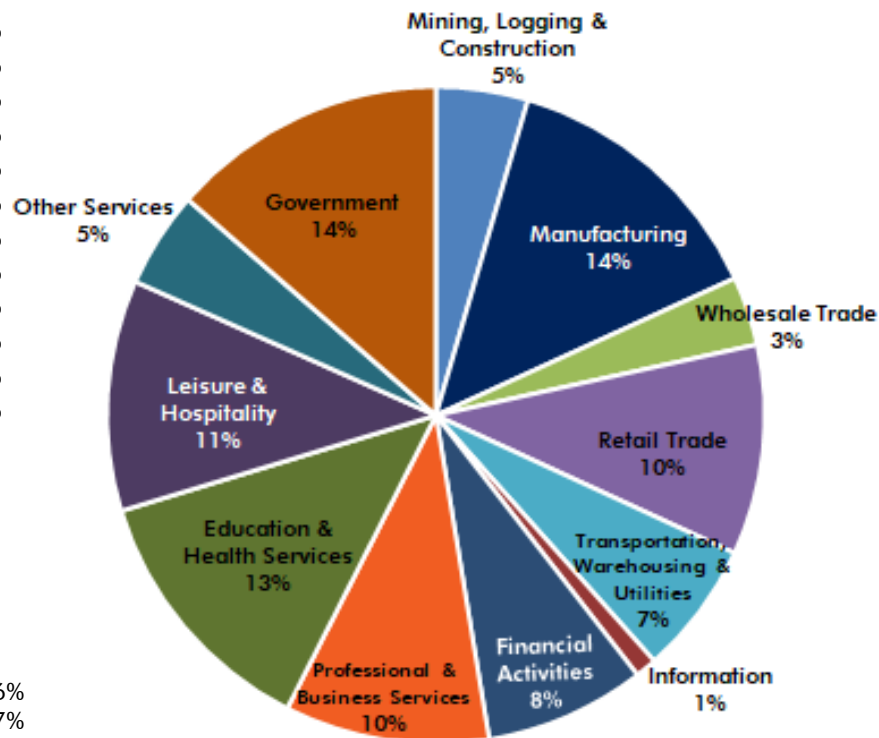


Chattanooga MSA Jobs



Sector	Jobs Oct-22 Prelim.	% change 1-Year
Mining, Logging & Construction	12,400	6.0%
Manufacturing	37,400	2.7%
Wholesale Trade	9,300	6.9%
Retail Trade	28,400	3.3%
Transportation, Warehousing & Utilities	18,000	4.0%
Information	2,900	-3.3%
Financial Activities	21,700	1.9%
Professional & Business Services	27,600	-4.8%
Education & Health Services	35,200	-0.6%
Leisure & Hospitality	31,200	7.2%
Other Services	13,000	0.0%
Government	37,300	0.0%

Chattanooga MSA Jobs by Sector - Oct-2022
(percent of total)



Note: **Government** includes Hamilton County Department of Education and TVA

Jobs – 1-Year Growth Rate
Oct-22

Chattanooga MSA	1.7%
Tennessee	3.9%
United States	3.4%

Population	2010	2021 Est.	Change
City of Chattanooga	167,674	182,113	14,439 / 8.6%
Hamilton County	336,463	369,135	32,672 / 9.7%
Chattanooga MSA	528,143	567,641	39,498 / 7.5%

STATS & DEMOGRAPHICS

[AIRPORT ACTIVITY](#)

[ANNOUNCED BUSINESS INVESTMENT](#)

[BUILDING PERMITS](#)

[COMMUTING PATTERNS](#)

[CONSUMER PRICE INDEX](#)

[DEMOGRAPHIC RING - DOWNTOWN](#)

[DEMOGRAPHIC RING - EASTGATE](#)

[DEMOGRAPHIC RING - HAMILTON PLACE](#)

[DEMOGRAPHIC RING - NORTHGATE](#)

[ECONOMIC INDICATORS - WEEKLY REPORT](#)

[MONTHLY INDICATORS](#)

[ESTABLISHMENTS BY NO. OF EMPLOYEES](#)

[FOREIGN OWNED COMPANIES](#)

[JOBS BY SECTOR](#)

[LOCAL AND STATE TAX STRUCTURE](#)

[LOCAL SALES TAX COLLECTED](#)

[MAJOR EMPLOYERS LIST](#)

[NET MIGRATION](#)

[POPULATION](#)

[REAL ESTATE](#)

[REAL GROSS DOMESTIC PRODUCT - CHATTANOOGA MSA](#)

[REAL GROSS DOMESTIC PRODUCT - HAMILTON COUNTY](#)

[RETAIL SALES](#)

[TRAFFIC COUNTS](#)

[UNEMPLOYMENT COMPARISON](#)

[WAGES](#)

[ZIP CODE DEMOGRAPHICS - HAMILTON COUNTY](#)

[CHATTANOOGA MSA PROFILE](#)

[HAMILTON COUNTY PROFILE](#)